

INSTRUCTIONS FOR USE

Sterile Hypodermic Disposable Syringes for single use with/without needles

(1ml,2ml,3ml,5ml,10ml,20ml and 50ml)

Sterile Hypodermic Needle for Single Use

(16G,18G,19G,20G,21G,22G,23G,24G,25G and 26G)

Sterile Hypodermic Safety Syringe (Needle Retractable) (1ml,2ml,3ml,5ml,10ml and 20ml) And (Clip Type) with/without needles

MATERIAL USED: -

Polypropylene, Thermoplastic Elastomer. SS304.

INDICATIONS:-

Administrations of injections or medicinal fluids intra muscular and intra venous.

Sterile hypodermic single use Syringes and Needles, intended for the injection of intravenous and/or intra muscular fluids immediately after filling

The role of medical devices is for treatment and alleviation of disease. The devices are use for injecting the medicinal fluids as fixed dosage in the body.

CONTRAINDICATIONS:-

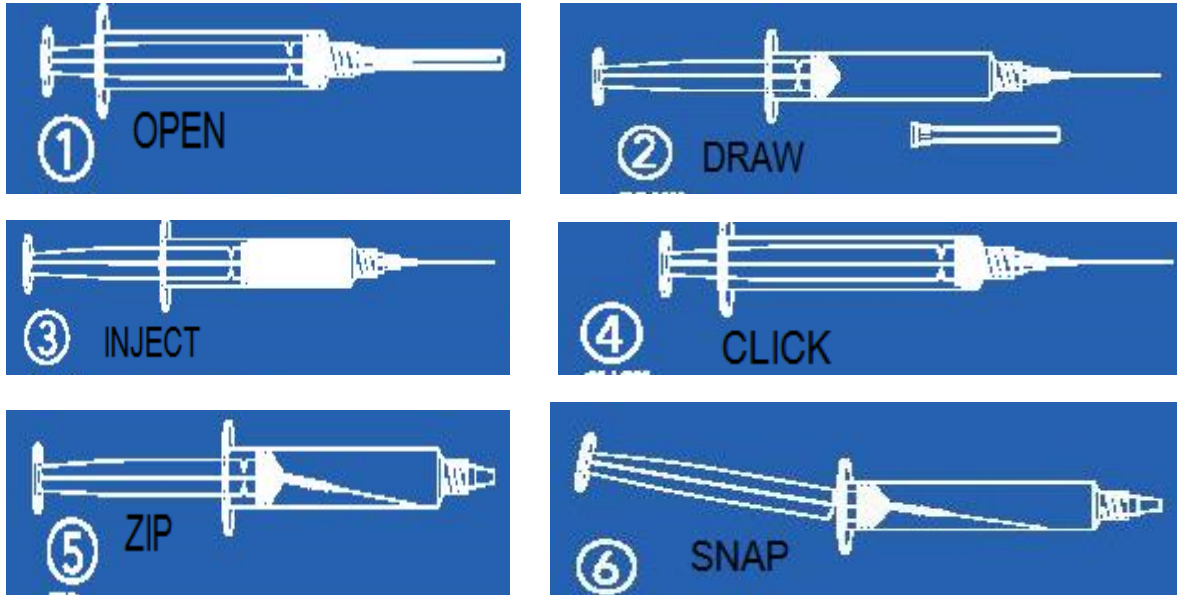
1. Device must not be used other than as indicated in intended use.
2. Device should not be used for administration of blood and blood components.
3. Device should not be used for large volume fluids and fluids derivatives.
4. Device should not be used for high viscous fluid.

INSTRUCTION FOR USE:-

1. Inspect package for integrity and expiry and then remove the syringe from package using aseptic technique
2. Select proper size of syringe and needle for injection.
3. Carefully select and clean the venipuncture or muscle site.
4. Be careful to pull the needle cap straight off to avoid the needle point damage.
5. Push and twist the needle clock wise on the syringe tip to seal it firmly and ensure a tight fitting.
6. Expel the air bubble formation through open end before injection.

INSTRUCTIONS FOR USE

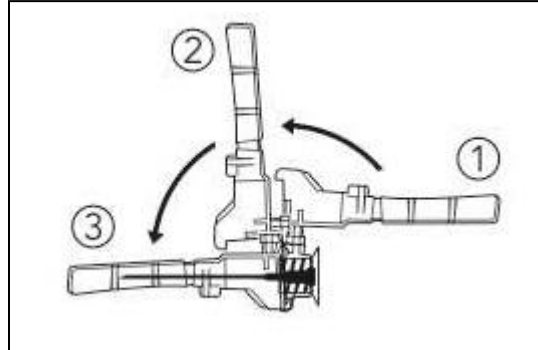
7. To Avoid the reuse and for precautionary purpose of needle, Needle Retractable safety syringe should be used by the following steps:-



- Step- 1 (Open):** Retractable Safety Syringe as packaged. Do not push the plunger before filling the syringe.
- Step- 2 (Draw):** Draw the medication to be administered into the syringe following slandered aseptic procedure.
- Step-3 (Inject):** Inject the medication by pushing the plunger.
- Step-4 (Click):** After completing the injection, push the plunger right down in order to activate the safety mechanism. You will hear a Click.
- Step-5 (Zip):** Draw the plunger right back. The needle will enter the syringe and slip to one side.
- Step-6 (Snap):** Once the needle has been retracted into the syringe, snap the plunger along the incisions. The needle is now protected and the syringe cannot be reused. Dispose the syringe in the relative waste sharp container.

INSTRUCTIONS FOR USE

8. To Avoid the reuse and for precautionary purpose of needle, Safety cover (Clip Type) syringe should be used by the following steps-



- Step -1:** First turn Safety Cover at 60° angle to the Safety Syringe.
- Step- 2:** Then, turn Safety Cover at 120° angle to the Safety Syringe/30° angle close to the needle.
- Step- 3:** At last lock the needle with Safety Cover at 180° angle to the Safety Syringe

9. Cover the puncture site with a sterile dressing-

10. Device is single use only. Do not re-sterile. Syringe should be discarded after one procedure. It's extremely difficult to clean exactly after being expressed to biological materials and may causes adverse patient reactions if reuse, the cleaning of these devices may alter their structural property accordingly lifelong Meditech will not be responsible for direct incidental and consecution damages resulting for reuse.

WARNINGS:-

1. Device is single use only.
2. **Device must not be reused. Reuse of the device may ;**
 - Cause serious infection, cross contamination, transmission of bacteria, viruses and blood related transfusion of serious diseases like HIV, Hepatitis.
 - Alter the performance & function like sharpness of needle, smoothness of plunger movement and needle tube fluidity.
3. Ensure before use that device/packing is not tempered or damage.
4. Read instruction before use.
5. Check expiry date prior to use.
6. The device should be use according to the instruction for use.

INSTRUCTIONS FOR USE

7. Use the device immediately after opening the individual pack.
8. This device should be used by a Doctor/Registered Practitioner or Paramedic.
9. Do not use with medicaments that react with plastic.
10. Avoid any air bubble in the syringe during infusion procedure.
11. Do not re-shield used needles.
12. Gloves should be worn at all times during vein puncture to minimize exposure hazard.
13. Caution must be taken when collecting blood samples from immobilized, hemophilic or epileptic patients.
14. Due to the risk of surface contamination from residual blood that may be on the needle tip, it is recommended to dispose of the needle with the tip directed upwards.
15. Discard after use. Do not re-cycle, clean or re-sterile.
16. Improper transport and mishandling may cause structural and / or functional damage to device or packaging.

STORAGE:-





Store the devices at cool, dry and dark places.

NOTE: Avoid exposure to direct sunlight. Exceeding the maximum recommended storage temperature may lead to impairment of the syringes and needles quality.

















DISPOSAL:-

After use, dispose of device and packaging in accordance with hospital, administrative and/or local government policy.

LABEL INFORMATIONS:-

Symbol	Description
	Catalogue Number
	Lot Number: Batch Number
	Expiry date: Device can be used until the end of the month indicated
	Sterilization with ethylene oxide gas

INSTRUCTIONS FOR USE

	single use only
	Manufacturer
	Warnings
	Conformité Européenne (CE marking is a mandatory conformity marking for certain devices sold within the European Economic Area)
	Do Not Resterilize
	Non Pyrogenic
	Do Not Use if Package is Damaged
	Keep Dry
	Keep Away From Sunlight
	Date of Manufacture
	Authorized Representative In The European Community
	Consult Instruction For Use
	Reuse Prevention (Applicable for safety syringe only)
	Safe Disposal of syringe
	Do Not use hook
	Store and stack in upright condition

INSTRUCTIONS FOR USE

	Fragile
-----------------------------------------------------------------------------------	---------



Lifelong Meditech Private Limited,
Plot No. 18, Sector – 5, IMT Manesar,
Gurgaon – 122050, Haryana (INDIA),
Mfg. Lic. No. 709-B(H),
lmlcustomer@lifelongindia.com
Customer Care No.: +91-124-4406600



MED DEVICES LIFE SCIENCES
LTD. 145 -157, St. John Street, EC IV 4PY,
LONDON, U.K. Tel:+44 84552 80533,
Email: info@meddevices.net